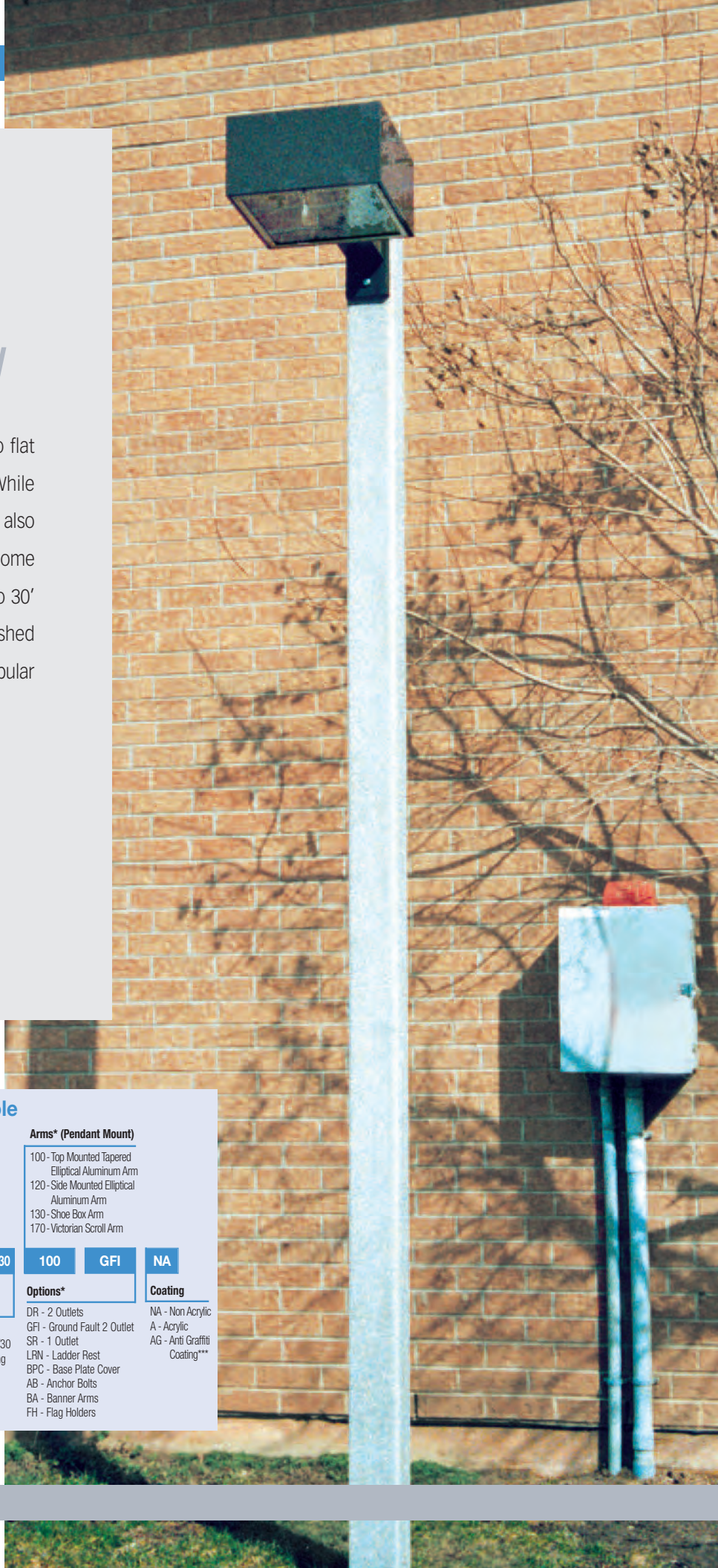



# SQUARE

## *non tapered*

This pole type is available in a 5 1/2" flat to flat cross section with rounded corners. While blending well with shoebox luminaires, it can also provide an interesting look when used with some post tops. Available in overall lengths up to 30' in all our decor colors with etched and polished textures, or in the light gray mold finish so popular with many utilities.



### How to Catalog for Square Non Tapered Pole

#### Mounting Option

E - Direct Embedment  
P - Base Plate

Prestressed

Class AAA-AA

Non Tapered  
Square  
Cross Section

E

300

AAPS

G

#### Height

Overall Pole  
Length x 10  
5' - 30'

Provision for  
Electric Ground

#### Finish

E - Etched Finish  
S - Polished Finish

E

10

#### Color\*\*

10 - Midnight Lace  
11 - Eclipse Black  
30 - Salt & Pepper  
40 - Pearl Gray  
90 - Saluki bronze

Complete with  
(To be supplied  
by StressCrete)

C/W

140 30/30

#### Tenon (Post Top Mount)

Specify Tenon Size  
For example 140 30/30  
= 2 7/8" OD & 3" long

#### Arms\* (Pendant Mount)

100 - Top Mounted Tapered  
Elliptical Aluminum Arm  
120 - Side Mounted Elliptical  
Aluminum Arm  
130 - Shoe Box Arm  
170 - Victorian Scroll Arm

100

GFI

NA

#### Options\*

DR - 2 Outlets  
GFI - Ground Fault 2 Outlet  
SR - 1 Outlet  
LRN - Ladder Rest  
BPC - Base Plate Cover  
AB - Anchor Bolts  
BA - Banner Arms  
FH - Flag Holders

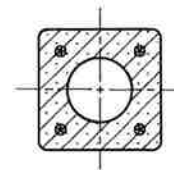
#### Coating

NA - Non Acrylic  
A - Acrylic  
AG - Anti Graffiti  
Coating\*\*\*

\* Consult website for full listings \*\* See decor colors on page 2 for full selection of colors  
\*\*\* Anti Graffiti Coating is extra, consult factory for more details.

# 5.5" Non-Tapered Square, Class AA - Extra Light Duty Poles

## 5.5" Non-Tapered Square, Class AA - Extra Light Duty Poles



### Physical Details:

- Square, round edged, non-tapered shaft.
- 5.5" flat to flat cross section.
- 450 lb. transverse bending strength (2 ft. from tip).
- Mold finish is standard but optional etched or polished finish and Decor colors are available.
- For various luminaire mounting details, please reference arms and accessories.

### Direct Embedment

Pole Catalog Number	Pole Height Above Grade	Assumed Embedment Depth*	Overall Pole Length	Pole Butt Flat to Flat (Inches)	Ultimate Ground-Line Moment (ft. lbs.**)	Nominal Weight (lbs.)
E-150-AAPS-G	11' 0"	4' 0"	15' 0"	5.5	5850	420
E-175-AAPS-G	13' 6"	4' 0"	17' 6"	5.5	6975	480
E-200-AAPS-G	15' 8"	4' 0"	19' 8"	5.5	8100	550
E-225-AAPS-G	18' 6"	4' 0"	22' 6"	5.5	9225	620
E-250-AAPS-G	20' 0"	5' 0"	25' 0"	5.5	10350	690
E-275-AAPS-G	22' 6"	5' 0"	27' 6"	5.5	11475	760
E-295-AAPS-G	24' 6"	5' 0"	29' 6"	5.5	12600	825

### Base Plate

Pole Catalog Number	Pole Height Above Grade	Pole Butt Flat to Flat (Inches)	Base Plate Size (Inches)	Bolt Circle*** (Inches)	Ultimate Ground-Line Moment (ft. lbs.**)	Nominal Weight (lbs.)
P-100-AAPS-G	10' 0"	5.5	11.5 x 11.5	11.5	3600	355
P-125-AAPS-G	12' 6"	5.5	11.5 x 11.5	11.5	4725	395
P-150-AAPS-G	15' 0"	5.5	11.5 x 11.5	11.5	5850	460
P-175-AAPS-G	17' 6"	5.5	11.5 x 11.5	11.5	6975	525
P-200-AAPS-G	20' 0"	5.5	11.5 x 11.5	11.5	8100	590
P-225-AAPS-G	22' 6"	5.5	11.5 x 11.5	11.5	9225	660
P-250-AAPS-G	25' 0"	5.5	11.5 x 11.5	11.5	10350	730

\* Recommended burial depth for normal soils. Where soil strengths are questionable, deeper burial may be necessary.

\*\* Ultimate Ground Line Moment = Height above grade minus 2 ft x transverse bending strength.

\*\*\*Anchor bolt information - 11.5" BC uses 3/4" x 27" anchor bolts.

### Class - EPA Loading

	Pole Height Above Grade	Post Top & Bal. Loads
90 mph	15	15 1/2
	20	13 1/2
	25	11 1/4
100 mph	15	11 3/4
	20	9 3/4
	25	7 1/2
110 mph	15	8 3/4
	20	6 3/4
	25	4 3/4
120 mph	15	6 1/2
	20	4 3/4
	25	2 3/4
130 mph	15	5
	20	3
	25	1
140 mph	15	3 1/2
	20	1 3/4
	25	---
150 mph	15	2 1/2
	20	1/2
	25	---

### Decor Colors & Finishes

Color / Finish	Eclipse (Black)	Ash White	Pearl Gray	Dusty Rose	Aztec Jade (Green)	Desert Sand (Buff)	Saluki Bronze (Brown)
Etched Finish	E11	E35	E40	E41	E51	E70	E90
Polished Finish	S11	S35	S40	S41	S51	S70	S90

Mold finish, catalog #M00, is standard on all poles. Decor colors and finishes must be specified. A clear acrylic coating is standard on all Decor poles.

◀ When selecting a pole strength class, care must be taken to ensure it will carry the desired EPA loading of arm and luminaire for the wind conditions at your location. If you are unsure of your location's wind condition, please reference Isotach Map in General and Technical section.

