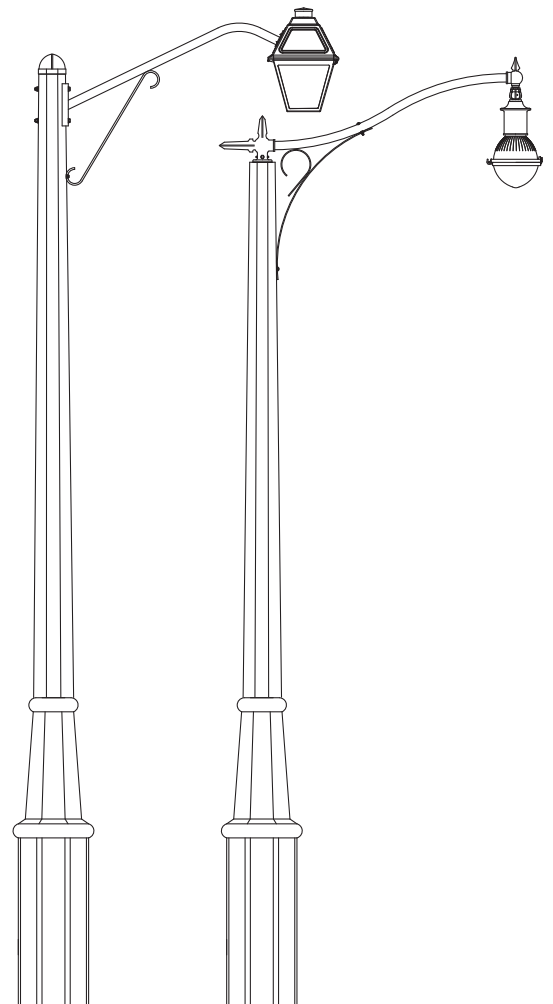


THE ALEXANDER

The Alexander Pole was designed with the needs of the residential developer in mind. The dual cavities within the base of the pole for concealing communications equipment provide a clean streetscape by eliminating the telephone and cable communications pedestals that are often seen throughout a development.

Clean, proportionate lines, and the great benefits of centrifugally spun concrete pole technology make the Alexander a perfect addition to many residential developments.



THE TELECOM SOLUTION

Cable and Phone Lines are neatly tucked away inside the Pole Base.



Specification Details

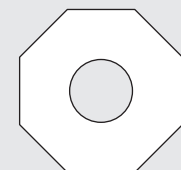
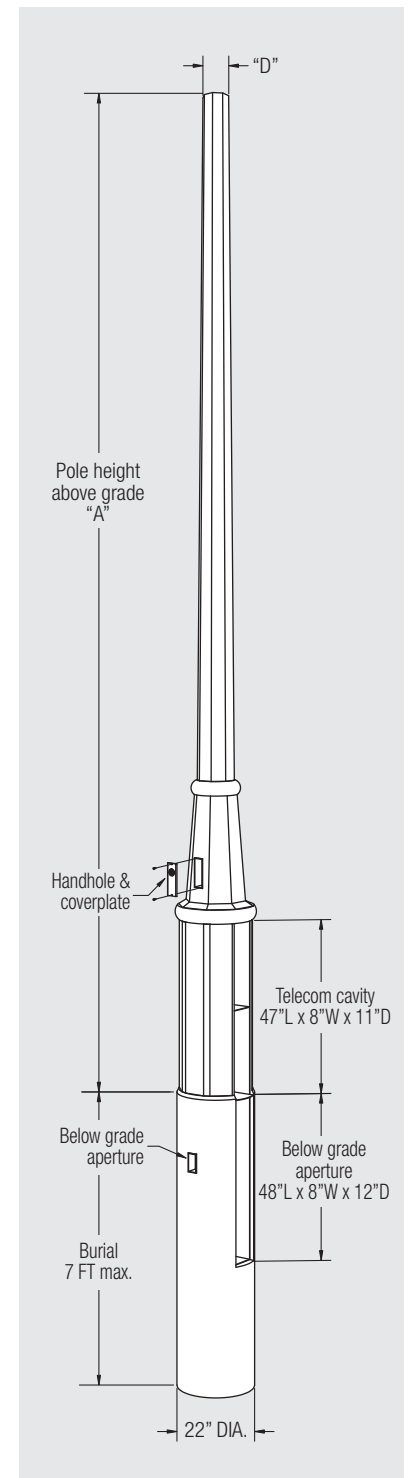
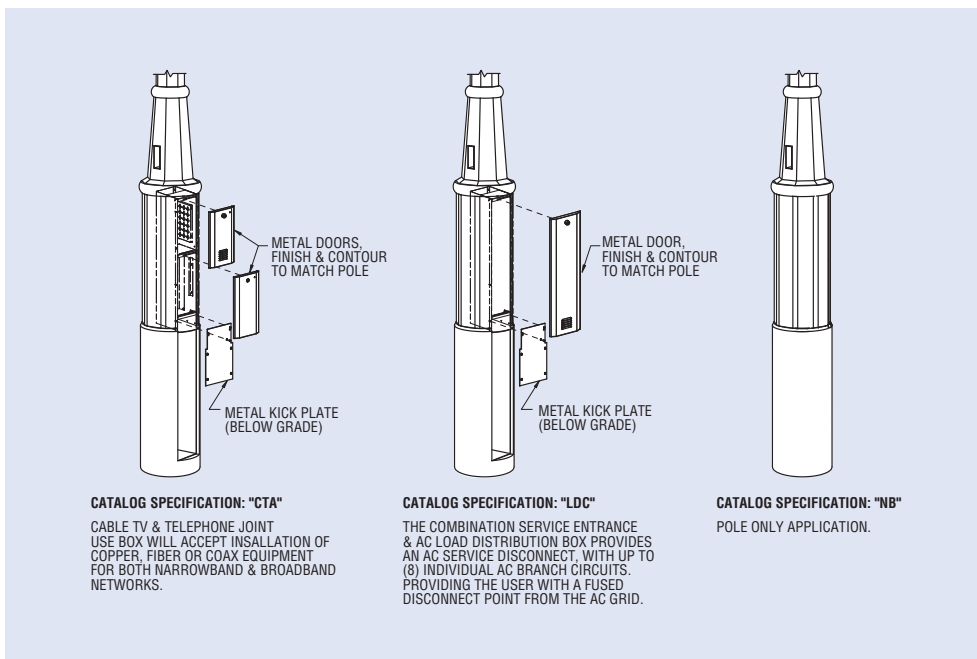
Description	Catalog Number	"A" Pole Height Above Grade	"D" Tip Dimension	Pole Weight Direct Buried
Alexander 18'	KAH18	18' 0"	7 3/4"	4400 lbs
Alexander 20'	KAH20	20' 0"	7 1/2"	4500 lbs
Alexander 22'	KAH22	22' 0"	7 1/8"	4575 lbs
Alexander 25'	KAH25	25' 0"	6 5/8"	4700 lbs
Alexander 30'	KAH30	30' 0"	5 3/4"	4850 lbs
Alexander 32'	KAH32	32' 0"	5 3/8"	4950 lbs

How to Catalog for Alexander Concrete Pole

Pole Style	Finish	Footing Details	Options*
KAH	E – Etched Finish	DB – Direct Buried	DR – Duplex Receptacle GFI – Ground Fault Duplex Receptacle SR – 1 Outlet LRN – Ladder Rest BA – Banner Arms FH – Flag Holders
KAH	E	DB	GFI
32'	40	140 30/30	NA
Height 18' - 32'	Color** 10 – Midnight Lace 11 – Eclipse Black 30 – Salt & Pepper 40 – Pearl Gray 90 – Saluki bronze	Tenon (Post Top Mount) Specify Tenon Size For example 140 30/30 = 2 7/8" OD & 3" long	Coating NA – Non Acrylic A – Acrylic AG – Anti Graffiti Coating***

* Consult website for full listings. ** See decor colors on page 2 for full selection of colors.
***Anti Graffiti Coating is extra, consult factory for more details.

Footing Details



Typical Pole Cross Section